

Originally Published Wednesday, 18th March 2015

## AURORA MINERALS

### PORTFOLIO APPROACH TO EXPLORATION & DEVELOPMENT

#### Capital Structure

ASX Code	ARM
Shares	116.8 m.
Options	14.8 m @38 cts
Price	\$ 0.030
Market Cap	\$ 3.5 m.
Cash & Investments (est)	\$ 8.5 m.

**Recommendation:** *Aurora is moving in to a very active period, drilling on several fronts at "projects in Burkina Faso and also on investee country interests in South Korean tungsten, gold and base metal projects.*

*StockAnalysis thinks that there is a strong possibility of market moving results. For a company that trades 58% below the value of its net cash and investment portfolio, the downside risk appears to be small.*

Asset	Code	Shares m.	Interest %	Price \$/shr	Value \$m
Golden Rim	GMR	193	13.4%	\$0.007	\$ 1.4
Predictive Discovery	PDI	286	43.9%	\$0.005	\$ 1.4
Peninsula Mines	PSM	79	39.2%	\$0.007	\$ 0.6
Loan to GRM					\$ 1.5
Loan to PSM					\$ 0.3
<b>Investments</b>					<b>\$ 5.1</b>
Net cash (est)					<b>\$ 3.4</b>
<b>Total</b>					<b>\$ 8.5</b>
ARM NTA c/share discount					7.3 -58.7%

Source: Strachan Corporation

Aurora Minerals has survived a couple of years of very bleak conditions for minerals exploration, working with Lion Selection to build a portfolio of projects in companies that it largely controls.

The company has maintained a tight share register with

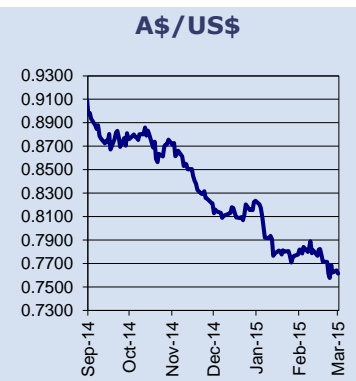
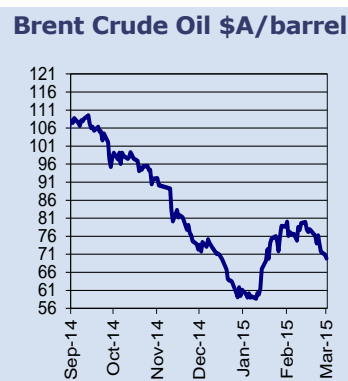
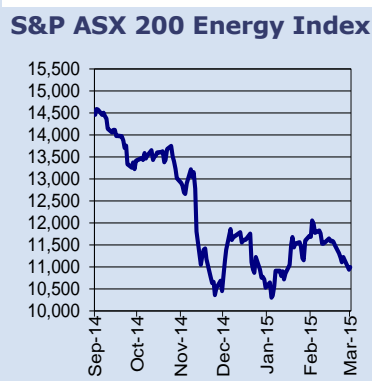
less than 117 million shares and most options well out of the money. Aurora has a modest market capitalisation of just \$3.5 million but with estimated cash of \$3.5 million plus investments valued at around \$5.1 million, Aurora has net assets valued at ~\$8.5 million or 7.3 cents per share.

(Continued on page 2)



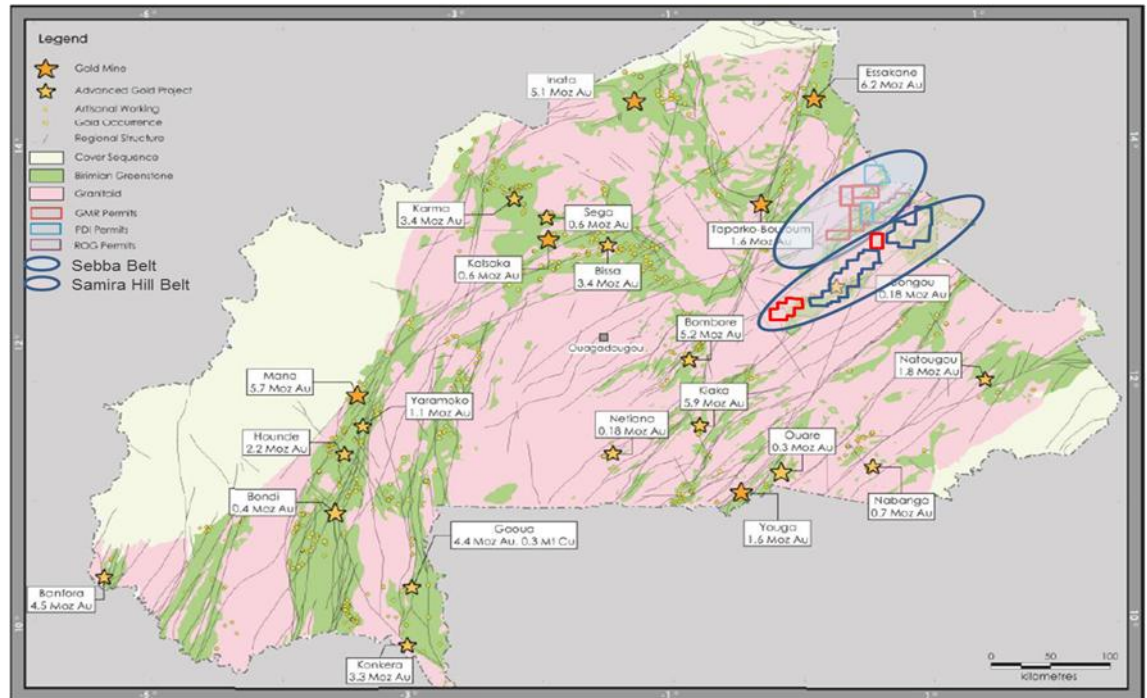
Indices and Prices	
All Ordinaries	5,793.60
Energy Index	10,991.00
Brent AU\$/bbl	69.88
AUS\$/US\$	0.76153

As at Close March 17<sup>th</sup>, 2015



Aurora's associate companies Golden Rim, which is 14% owned with convertible notes to take ARM to 25%, and **Predictive Discovery**, which is 44% controlled, together control almost an entire Greenstone Belt in north eastern Burkina Faso. If all goes to plan, when completed Golden Rim's sale of 185,000 ounces of high grade gold Resource at the Balogo deposit in Burkina Faso, will see the company holding about \$13 million by midyear '15.

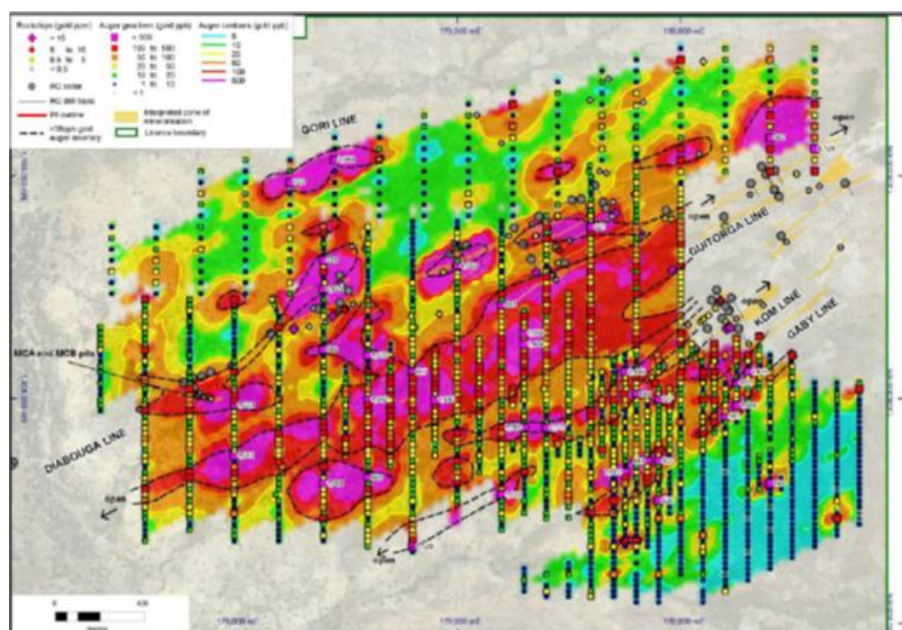
## Gold projects in Burkina Faso



Source: Aurora

Both Predictive and Golden Rim have developed exciting drilling programmes on their gold projects. Drilling is planned on targets under existing mineralisation through April which should see a string of results that will expand on known Resources.

## Banouassi Project



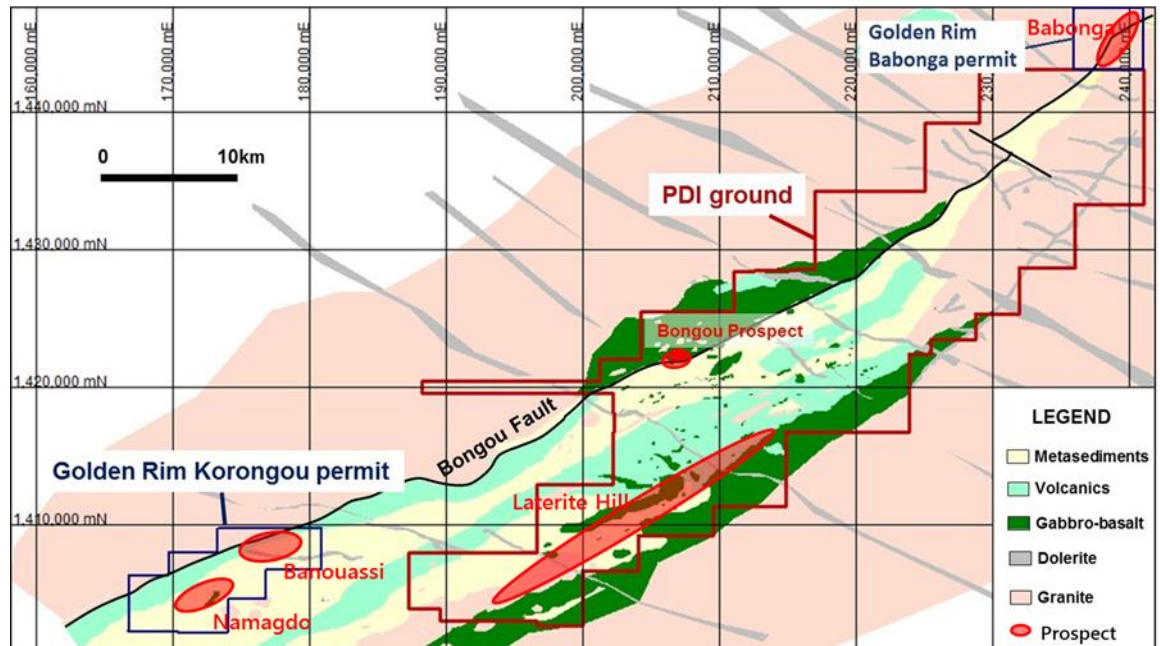
Source: Aurora

(Continued on page 3)

Golden Rim has outlined an exploration target at Banouassi where 4,000 metres of RC drilling is programmed for April '15. Target selection involved mapping of artisanal gold workings, rock sampling and auger drill sampling.

Forty four percent owned Predictive holds permits along the Samira Hill Greenstone Belt to the NE, where it has outlined 2.2 million tonnes of mineralisation containing 184,000 oz of gold at an average grade of 2.58 g/t Au at the Bongou deposit.

### Samira Hill Greenstone Belt



Source: Aurora

Predictive is planning to test several gold anomalies in look-a-like structures to the north of Bongou, where exploration success would add critical mass to a developing gold province.

Aurora's 39% held **Peninsula Mines** is seeking Korean government support to assist with drilling on tungsten (W) and molybdenum (Mo) mineralisation at the Daehwa deposit in the north of the peninsular and then to test the JINAN & OSU base metals and gold projects in the south, with drilling expected to commence around mid-year and extend into Q3 2015.

The Daehwa Project is located about 100 km southeast of Seoul and contains two former narrow vein underground molybdenum/tungsten mines. The mines closed during a period of low commodity prices and recent drilling confirms that the mineralisation extends well below old workings and into the hanging wall of the historic workings.

Drilling over the last 3 field seasons has confirmed that the molybdenum and tungsten bearing veins occur over a strike length of more than 360m and extend well below the levels of historic mining. Further, the drilling has indicated the presence of several scheelite bearing, moderate to strongly skarn altered horizons not previously recognised at Daehwa.

The Mo/W mineralisation forms a stockwork consisting of numerous veins that vary from sub millimetre scale to 0.6 metre in width and strike can be traced for over 1 km in places. Examinations of a number of the historic underground workings coupled with the results of the recent drilling indicate historic stoping activities primarily focussed on the steeper easterly dipping Mo and W bearing veins. In places, limited stoping has also been completed on narrow flat to westerly dipping Mo vein structures. Further, the results from core orientation work from the recent drilling indicated the presence of a flatter west dipping wolframite bearing vein. This is the first indication that westerly dipping W bearing veins occur at Daehwa.

(Continued on page 4)



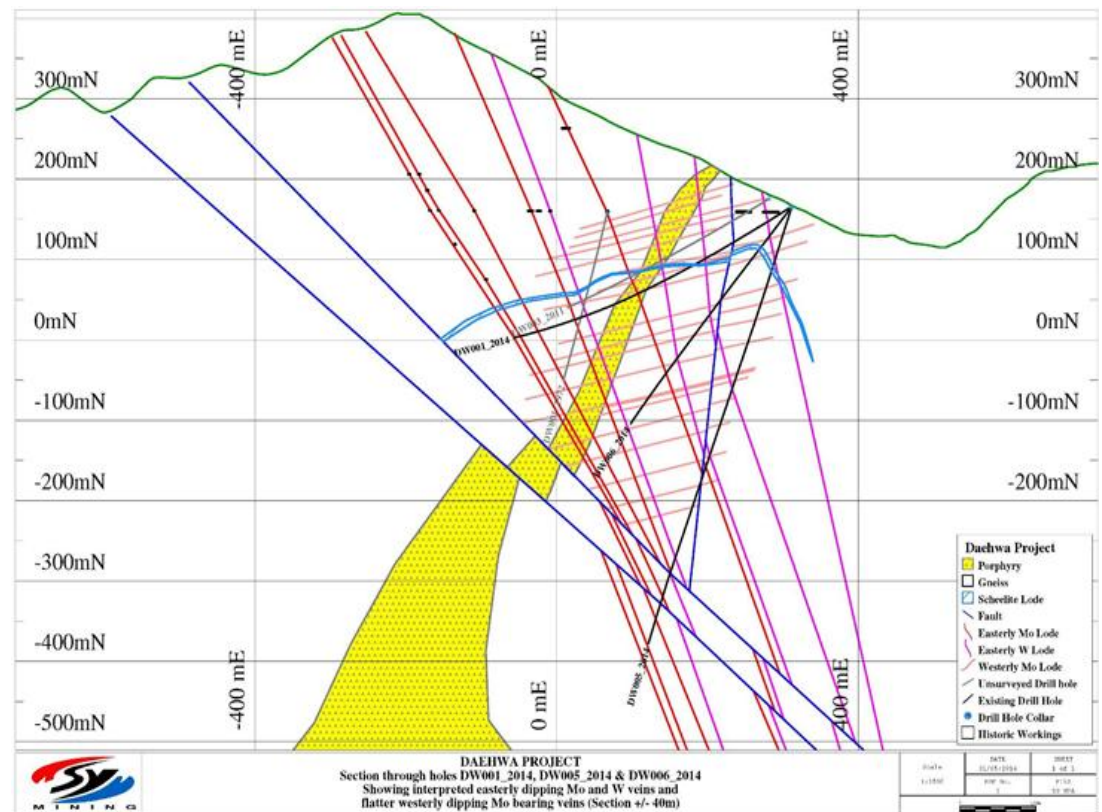
All the recent drilling at Daehwa has been from drill pads established on the eastern side of a north-south trending ridge which hosts the Daehwa mineralisation. Recently completed surface mapping has identified historic workings and trenching across the entire strike of the Daehwa-Donsan ridge. In several places, mineralised veins were observed in surface outcrops.

Peninsula Mines drilled six diamond drill holes in 2014 programme at the Daehwa Project with results including:

- 0.1m @ 13.09% Mo plus 0.3m @ 2.19% Cu, 0.13% Mo and 0.03% W plus 0.13m @ 2.04% Mo
- 0.2m @ 4.17% Mo plus 0.19m @ 4.42% W plus 0.18m @ 2.92% Mo and 0.2m @ 2.32% Mo

These multiple intercepts of high grade molybdenum associated with some copper and tungsten offer potential for a small scale underground mine in the low cost mining environment of South Korea.

### Cross section from Daehwa Mo/W project



Source: Peninsula

On the back of expected encouragement from high grade Mo/W intercepts, Aurora plans to study development of a low cost processing plant to produce both molybdenum and tungsten concentrates which could be sold into the local, Korean steel industry, which is one of the most high-tech in the world.

The company also has gold and base metal projects at its Jinan permits in the south of Korea where historic grades of 17 g/t Au and 230 g/t Ag were mines with base metal credits. Peninsula plans to drill test the Pal Gong prospect to test for further thin zones of enriched precious metals, as well as testing for an underlying, associated porphyry source mineralisation, indicated by airborne magnetic surveys over the region.

(Continued on page 5)

South Korea offers excellent fiscal terms with no royalty payments and corporate taxation of 25%.

Burkina Faso has attractive fiscal terms with corporate taxation on a sliding scale from 25% to 30% and royalty payments of around 3%.

### *Contact*

**Peter Strachan:**  
**Pex Publications:**

[Peter@stockanalysis.com.au](mailto:Peter@stockanalysis.com.au)  
[oilinfo@pex.com.au](mailto:oilinfo@pex.com.au)

PO Box 813, Mt Lawley, WA 6929

Tel: 08 9272 6555 Fax: 08 9272 5556

Website: [www.stockanalysis.com.au](http://www.stockanalysis.com.au)  
[www.pex.com.au](http://www.pex.com.au)

**Small research operations/investment publications like StockAnalysis depend on the cooperation of their subscribers to stay in business. If you pay for and value the information we provide please don't copy StockAnalysis to others.**

The information or advice (including any financial product advice) herein is believed to be reliable and accurate when issued however, Strachan Corporate Pty Ltd ABN 39 079812945; AFSL 259730 ("Strachan"), does not warrant its completeness, reliability or accuracy. Strachan, its Directors and their Associates from time to time may hold shares in the securities mentioned in this report and therefore may benefit from any increase in the price of those securities. Opinions and estimates constitute Strachan's judgment. The author certifies that the views expressed in this document accurately reflect the analyst's personal views about the subject company and are subject to change without notice. Strachan, its officers, agents and employees exclude all liability whatsoever, in negligence or otherwise, for any loss or damage relating to this document to the full extent permitted by law. This material is not intended as an offer or solicitation for the purchase or sale of any financial instrument. The investments and strategies discussed herein may not be suitable for all investors. In preparing such general advice no account was taken of the investment objectives, financial situation and particular needs of a particular person. Therefore, before acting on the advice, you should consider the appropriateness of the advice, having regard to your objectives, financial situation and needs. There may be a product disclosure statement or other offer document for the securities and financial products we write about in StockAnalysis. You should obtain a copy of the product disclosure statement or offer document before making any decision about whether to acquire the security or product. If you have any doubts you should contact your investment advisor. The investments discussed may fluctuate in price and changes in commodity prices and exchange rates may have adverse effects on the value of investments.

Recent Strachan Corporate commissioned research or corporate advisory services have been supplied to the following companies, for which it has received a fee. Aurora Mines, Real Energy Jacka, Neon, American Patriot, Titan Energy, Carnarvon Petroleum, Lion Energy, FAR Ltd, Nexus Energy, Tungsten Mining, Strata-X Energy, Sumatra Copper & Gold, Galaxy Resources. In addition, over that period Strachan Corporate has delivered lectures at several Universities, provided expert witness statements and confidential financial services and advice to listed companies, several private investment companies and institutions as well as private investors. Disclosure of interests in these confidential actions by Strachan Corporate is only appropriate should Strachan Corporate determine a potential for conflict of interest.

The author has small holdings in shares of SUN, RRL, AOC modest holdings in AZZG, IGO, HAV, TDO, RIC, IDR, SRI, ADX, COF, HZN, TAP, AWE, TSE, ANZ, PTM, & WPL and larger holdings in OEL & FZR.

# **StockAnalysis**

10TH ANNIVERSARY

SUBSCRIBE NOW FOR ONLY \$450 AUD

## YOUR WEEKLY MARKET ANALYSIS

StockAnalysis is a weekly evaluation of the companies most likely to provide a healthy return on your investment. Presented by respected analyst Peter Strachan, BSc, SF Finsia. StockAnalysis aims to help you outperform the market by identifying undervalued, growth companies with a focus on the energy sector.

- Assessment of the big issues facing the stock market
- Stock recommendations with specific analysis
- Company analysis and performance results
  - Comment on economic environment
  - Takeovers, mergers and new floats
  - Stocks to watch

## SUBSCRIBE NOW

Subscribe online at [www.stockanalysis.com.au](http://www.stockanalysis.com.au) or fill out the form below and either fax it to us at **+61 8 9272 5556**, scan and email to **info@stockanalysis.com.au**

**Yes, I would like to subscribe to StockAnalysis**

Your StockAnalysis will be available via the website with a secure login.

I would like to subscribe for:    12 months (\$450):     6 months (\$250):     3 months (\$150):

Name: .....

Address: .....

Phone no: .....

email: .....

Where did you hear about StockAnalysis?: .....

Promo code (if applicable): .....

PAYMENT OPTIONS = EFT / Mastercard / Visa / Amex / Deposit to our account

Please note that we do not accept cheque payments by mail. No additional fees are charged for credit card payments.

Invoice me:

Credit card:

MasterCard:

Visa:

Amex:

Card name: .....

Card number: .....

Exp date: \_\_\_/\_\_\_

EFT deposit:

Bank: National Australia Bank, Melbourne Victoria 3000 .....

Account: BSB: 083 004 Account # 56 951 8410 Account name Pex Publications Pty Ltd .....

Please fax to **+61 8 9272 5556**, scan and email to **info@stockanalysis.com.au**,  
call **1300 661 553**, or go to: **www.stockanalysis.com.au**